

tyco / *Electronics*



Cable Identification

About Tyco Electronics









Tyco Electronics, a major business segment of Tyco International Ltd., is the world's largest passive electronic components manufacturer; a world leader in cutting-edge wireless, active fiber optic and complete power systems technologies; and is also rapidly developing extensive networking and building technology installation services. Tyco Electronics provides advanced technology products from over forty well-known and respected brands, including Agastat, Alcoswitch, AMP, AMP NETCONNECT, Buchanan, CII, CoEv, Critchley, Elcon, Elo TouchSystems, M/A-COM, Madison Cable, OEG, OneSource Building Technologies, Potter & Brumfield, Raychem, Schrack, Simel and TDI Batteries.

CONTENTS

CABLE IDENTIFICATION

1

1 CABLE MARKERS

	Z-Type®	4, 7, 12
	K-Type®	5, 7, 12
	O-Type™	5, 8, 12
	E-Type™	5, 8, 13
	G-Type™	5, 9, 13
	Applicators	6, 9
	V-Type™	6, 10,
	Permark® 316	6, 11

2 LABELLING SYSTEMS

Stainless Steel BetaMarkers®	14, 15
Carrier Strips for K-Type®	14, 15
TKM Self-laminating Labels	14, 15

About

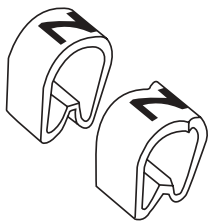
Whatever your cable marking requirements, we can provide you with a suitable product. If you need to identify cables, we are sure that we can help and give you piece of mind that the cable will be clearly marked whenever you want to read it.

TAKE A LOOK AT SOME OF OUR LATEST INNOVATIONS:

- A cable marker only 3mm long to save space where LONG legends are needed.
- Stainless Steel Labels Pre-Marked to customer requirements.
- A cable marker which grips 90% of the cable circumference to provide a really snap on cable marker for Pre-termination and post termination application.
- Wrap around marker onto which you can write.

CABLE MARKERS

1



Z-TYPE® MARKERS

- Expanding gusset
- Wide size range
- Various pack styles to suit your production requirements
- Straight or chevron cut
- Colour coding option enables identification when mark is obscured
- Pre-print service also available, contact Tyco Electronics

The Z-Type® marker has an expanding gusset which enables each size of marker to accommodate a wide range of cable sizes. The size range allows marking of cables from less than 0.5mm² to 35mm². As well as straight cut, chevron cut markers are available for interlocking and alignment of mark. Z-Type® markers are also available colour coded to BS6746C:1993.

A customised service for Z-Type® and K-Type® (see overleaf) markers is also available. Customised markers

may be printed sequentially, numerically or alphabetically, and include any combination of characters and character height. Special symbols may also be produced. All marks can be packed in the order of use. For more information telephone +44 (0) 1527 540 400.

SERVICE TEMPERATURE RANGE:

–45°C to +70°C.

MATERIAL: Plasticised PVC.

MARKS AVAILABLE: A-Z, 0-9, +, -, /, phase, earth, blank and full stop.

CABLE MARKERS

1



K-TYPE® MARKERS

- Elliptical profile for fitting to cables or carrier strips
- Large characters for easy reading
- Colour coding option enables identification when mark is obscured
- Pre-print service available, contact Tyco Electronics

The K-Type® marker has an elliptical profile which allows a wide cable diameter range from 4mm² to 10mm² to be accommodated. An alternative method of fixing using carrier strips and retaining straps in various forms allows the K-Type® marker to be used for marking of outer cable,

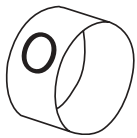
conduit or pipe before or after termination. Marks can be changed easily.

SERVICE TEMPERATURE RANGE: -45°C to +70°C.

MATERIAL: Plasticised PVC.

MARKS AVAILABLE:

A-Z, 0-9, +, -, /, phase, earth, blank and full stop.



O-TYPE™ MARKERS

- Conforms to BS3858: 1992 Type 3
- Colour coding enables identification when mark is obscured
- Thin wall for densely packed wiring

The O-Type™ marker is a thin walled plasticised PVC marker which is particularly suited to high density wiring applications where space saving is paramount. Nine sizes of marker cover cable sizes up to 16mm². They are colour coded to BS3858: 1992 which includes repeated printing of the individual digit three times around the

circumference of the marker. Letters and symbols are printed on a pink background.

SERVICE TEMPERATURE RANGE: -65°C to +95°C.

MATERIAL: Plasticised PVC.

MARKS AVAILABLE: A-Z, 0-9, +, -, /, phase, earth, blank and full stop.



E-TYPE™ MARKERS

- Snap-on marker for terminated cables
- Built-in applicator for ease of use
- 10 sizes cover cable range from 0.10mm² to 100mm²
- European colour coding option enables identification when mark is obscured

E-Type™ markers allow for the marking of in-situ wiring or cables after termination. Markers are easily and quickly applied using the built-in applicator. The flared end of the applicator is placed on the wire to be marked and markers are pushed down the applicator on to the wire. The material used to produce the markers is very elastic which

allows them to grip the wire and remain in place once applied. The chevron cut ensures legends remain aligned.

SERVICE TEMPERATURE RANGE: -40°C to +125°C.

MATERIAL: High quality copolymer.

MARKS AVAILABLE: A-Z, 0-9, +, -, /, phase, earth, blank and full stop.



G-TYPE™ MARKERS

- Zero halogen, UL94 Vo gusseted marker
- Mark permanence to BS3858 Clause 9.9, DIN VDE 0611 Part 1 and DIN VDE 0360 Part 1
- Five sizes cover outside cable diameters from 1.4 to 12.5mm
- Expanding gusset for ease of application
- Interlocking for alignment of marks

The G-Type™ marker, made from a zero halogen, cadmium free and silicone free, UL94 Vo material has been specifically developed for use in confined areas when human life or electronic components could be at risk. The products of combustion are free from halogens. The gusseted design means each size will cover a range of cable diameter sizes and the

chevron cut ensures legends remain aligned. The markers are available in black on yellow.

SERVICE TEMPERATURE RANGE: -45°C to +70°C.

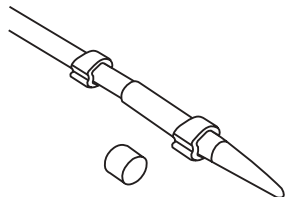
MATERIAL: Modified thermo-plastic compound (halogen, silicone and cadmium free).

MARKS AVAILABLE:

A-Z, 0-9, +, -, /, phase, earth, blank and full stop.

CABLE MARKERS

1



APPLICATORS FOR O-TYPE AND Z-TYPE MARKERS

- 6 sizes
- PTFE coating for easy marker application

A range of applicators suitable for either Z – or O-Type™ markers. Made from PTFE

coated steel to provide easy marker application.



V-TYPE™ MARKERS

- Temperature rating from -45°C to $+70^{\circ}\text{C}$ (-50°F to $+158^{\circ}\text{F}$).
- Resistant to sea water, fuels and oils.
- 4 sizes covering wire diameters from 1.4mm to 16.0mm (0.06 to 0.63 inches)

V-Type™ markers are individual push-on characters used to identify wires and small cables permanently. They are designed with an expanding profile, enabling each marker to accommodate a wide range of wire/cable sizes. V-Type™ markers are a simple, cost-effective solution for many commercial wire identification applications.

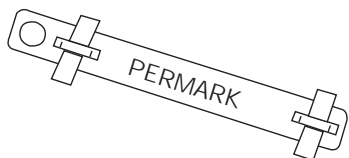
The markers are supplied chevron cut and this ensures the legends remain aligned.

Standard V-Type™ markers are yellow or white with black legends and can be supplied as loose pieces packed in boxes, on reels or flat disc reels. Color coded markers are also available.

SERVICE TEMPERATURE RANGE: -45°C to $+70^{\circ}\text{C}$ (-50°F to $+158^{\circ}\text{F}$).

MATERIAL: Plasticized polyvinyl chloride (PPVC).

MARKS AVAILABLE: A-Z, 0-9, +, -, /, phase, earth, blank and full stop.



PERMARK® MARKERS

- Pre-marked to customer requirements.
- Customer-defined kits for ease of installation.
- Excellent character legibility.
- One-piece, 316 stainless steel construction.
- Variety of fixing methods.
- Mark will endure the lifetime of a Permark® S/S marker.
- Excellent resistance to weather extremes and high levels of UV light.
- Resistant to corrosive marine and industrial atmospheres.
- Excellent resistance to a variety of hydrocarbons, organic chemicals, acids, alkalis and inorganic salts. For resistance to a specific chemical, contact your local Tyco representative.

Tyco Permark® 316 stainless steel markers are recommended for marking in hostile environments. Using state-of-the-art technology and no inks, the marking process produces a permanent, deep surface mark with a darkened character in high contrast to the background. Permark® markers are produced to individual customer requirements on a fast turn-around basis with the flexible and easy-to-use Permark® software that allows electronic or manual data entry. Completed markers are supplied in customer defined kits for ease of installation. We recommend installation with 316 stainless steel cable ties.

SERVICE TEMPERATURE RANGE: 80°C to $+500^{\circ}\text{C}$ (112°F to $+932^{\circ}\text{F}$).

MATERIAL:

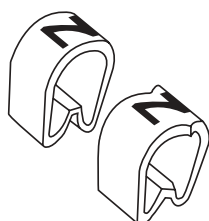
Stainless Steel

PRINTER INFORMATION:

Pre-printed per customer requirements.

Permark® Speciality Products

CABLE MARKERS



Z-TYPE® MARKERS – STRAIGHT CUT AND CHEVRON CUT

For Cable dia mm	For Cable size* mm ² (BS6004) (BS6231)	Marker size	Marker length mm	Packed		Order code (Straight cut)	Order code (Chevron cut)
				Reel (R) Box (A)	Pancake Reel (PR)		
1.5 – 2.0	–	5	4.5	1000	–	0580	1151
2.0 – 3.2	1.0	7	4.5	1000	–	0581	1152
2.5 – 4.0	1.5	9	4.5	1000	250	0615	1153
2.9 – 4.7	2.5	11	4.5	1000	250	0616	1154
3.4 – 5.7	4.0	13	4.5	1000	200	0617	1155
3.8 – 6.3	6.0	15	4.5	1000	150	0618	1156
4.3 – 6.9	10.0	18	4.5	500	150	0620	1157
5.5 – 8.9	16.0	23	6.0	500	75	0622	1158
7.9 – 12.7	25.0	35	6.0	250	50	0624	1159

*Application to cables BICC Ref. No. 6491X

COLOUR OPTIONS (STRAIGHT CUT)

White body marked black: A-Z, 0-9 and symbols, available on reels (R) in boxes (A) and on pancake reels (PR).

Yellow body marked black: A-Z, 0-9 and symbols, available on reels (R) only.

Colour coded: 0-9 all sizes, available in boxes (A). 0-9 box pack (100 off each number) also available.

COLOUR OPTIONS (CHEVRON CUT)

White body marked black: A-Z, 0-9 and symbols, available in boxes (A) only.

Yellow body marked black: A-Z, 0-9 and symbols, available on reels (R) only.

Colour coded: 0-9, size 11 only, available in boxes (A) or on reels (R).

MATERIAL PPVC.

SERVICE TEMPERATURE RANGE
–45°C to +70°C.

CHEMICAL RESISTANCE

Excellent: Aircraft Fuel, Propan-2-ol, 1,1,1 Trichloroethane, Kilfrost Silicone Hydraulic Fluid **Poor:** Aeroshell (4), Sullage Fluid, Gas Turbine Oil 98. **Poor:** Skydrol 500 B4



K-TYPE® MARKERS

For Cable dia mm	For Cable size* mm ² (BS6004) (BS6231)	Marker size	Marker length mm	Packed (R) Reel	Order code
4.2 – 7.0	4.0 – 10.0	65†	6.0	500	1361

*Application to cables BICC Ref. No. 6491X

†Other sizes available on request.

COLOUR OPTIONS

Yellow body or white body marked black: A-Z, 0-9 and symbols, available on reels (R) only.

Colour coded: 0-9 available on reels (R) only.

MATERIAL

PPVC.

SERVICE TEMPERATURE RANGE

–45°C to +70°C.

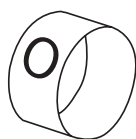
CHEMICAL RESISTANCE

Excellent: Aircraft Fuel, Silicone Hydraulic Fluid, Propan-2-ol, Kilfrost Fluid 1,1,1, Trichloroethane, Petrol, 50% Sodium Chloride, White Spirit, Tap Water, Sea Water, 10%

Detergent Solution, Diesel Fuel, Diala Oil B, Diethyl Ether, Ammonium Hydroxide. **Good:** Aeroshell (4), Sullage Fluid, Gas Turbine Oil 98, Methanol, 20% Sodium Hydroxide. **Poor:** Skydrol 500 B4, Hydrochloric Acid, Acetone.

CABLE MARKERS

1



O-TYPE™ MARKERS BS3858: 1992 TYPE 3

For Cable dia mm	For Cable size• mm ² (BS6004) (BS6231)	Marker size	Marker length mm	Packed	Order code Part cut
0.6 – 1.0	–	0.75	3.0	1000	1106-0
0.9 – 1.3	–	10	3.0	1000	1107-0
1.1 – 1.6	–	12	3.0	1000	1108-0
1.4 – 2.1	–	15	3.0	1000	1109-0
1.9 – 2.8	–	20	5.0	1000	1110-0
2.4 – 3.5	1.0	25	5.0	1000	1111-0
2.9 – 4.8	1.5	30	5.0	1000	1112-0
3.9 – 5.8	2.5 & 4.0	40	5.0	1000	1113-0
5.3 – 8.0	6.0 & 10.0	55	5.0	1000	1114-0

*Application to cables BICC Ref. No. 6491X

COLOUR OPTIONS

Pink body marked black: A-Z and symbols.

Colour coded: 0-9.

MATERIAL

PPVC.

SERVICE TEMPERATURE RANGE

-65°C to +95°C.

UV RESISTANCE

Tested to BS3858: 1992. The printing on the sleeving was clearly legible in completion of the test.

STANDARDS

Conforms fully to BS3858: 1992 Type 3 Binding and identification sleeves for use on electrical cables and wires.

CHEMICAL RESISTANCE

Excellent: Aircraft Fuel, Silicone Hydraulic Fluid, Propan-2-ol, Kilfrost 1,1,1, Trichloroethane, Petrol, 50% Sodium Chloride, White Spirit, Tap Water, Sea Water, 10% Detergent Solution, Diesel Fuel, Diala Oil B, Diethyl Ether, Ammonium Hydroxide. **Good:** Aeroshell (4), Sullage Fluid, Gas Turbine Oil 98, Methanol. **Poor:** Skydrol 500 B4, Hydrochloric Acid, Acetone.



E-TYPE™ MARKERS

For Cable dia mm	For Cable size• mm ² (BS6004) (BS6231)	Marker size	Applicator Colour	Packed	Order code
1.0 – 1.4	0.1 – 0.5	1†	Brown	300	0650
1.4 – 1.8	0.5 – 0.7	2†	Grey	300	0651
1.9 – 2.6	0.7 – 1.0	3†	Green	300	0652
2.6 – 3.5	1.5 – 3.4	6†	Red	300	0653
3.3 – 4.5	2.5 – 6.0	9†	Blue	300	0654
4.5 – 6.0	6.0 – 10.0	12†	Yellow	300	0655
5.8 – 8.5	10.0 – 16.0	15††	–	50	0656
8.5 – 11.5	16.0 – 25.0	17††	–	50	0657
11.0 – 15.5	25.0 – 70.0	21††	–	50	0658
15.0 – 19.0	70.0 – 100.0	24††	–	50	0659

* Application to cables BICC Ref. No. 6491X

† Packs contain 10 applicators, each carrying 30 markers.

†† Packs contain 50 markers; applicators are sold separately, please contact Tyco Electronics.

COLOUR OPTIONS

White body marked black: A-Z, 0-9 and symbols.

Yellow body marked black: A-Z, 0-9 and symbols.

Colour coded (European): 0-9.

MATERIAL

POM.

SERVICE TEMPERATURE RANGE

-40°C to +125°C.

CHEMICAL RESISTANCE

Excellent: Diesel Fuel, Petrol Fuel, Glycol (50%), Gear Oil, Ethanol, Mineral Oil, Toluene, Xylene, Sodium Hydroxide (10%), Sodium Chloride (10%), Ammonia (10%), Sea Water, Aircraft Fuel (70% iso-octane, 30% toluene volume by volume).

CABLE MARKERS



G-TYPE™ MARKERS

For Cable dia mm	For Cable size• mm² (BS6004) (BS6231)	Marker size	Packed Box (A)	Order code
1.4 – 2.5	–	G3/10	1000	0719
2.0 – 3.5	1.0 – 2.5	G3/20	1000	0720
3.0 – 6.0	1.5 – 6.0	G4/10	500	0721
5.0 – 9.5	10.0 – 25.0	G6/10	250	0722
8.0 – 12.5	25.0 – 50.0	G6/20	250	0723

*Application to cables BICC Ref. No. 6491X

COLOUR OPTIONS

Yellow body marked black:
A-Z, 0-9 and symbols.

MATERIAL

Modified thermoplastic compound (holgen, silicone and cadmium free).

SERVICE TEMPERATURE RANGE

–45°C to +70°C.

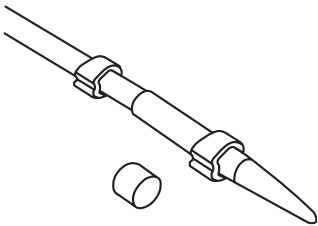
FLAMABILITY

LOI 42%, UL94 V-0.
FTI>350°C.

CHEMICAL RESISTANCE

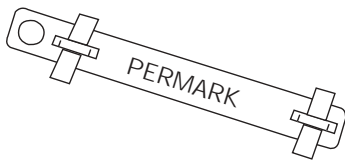
Excellent: Propan-2-ol, 10% Hydrochloric Acid, 10% Sodium Hydroxide, 10% Detergent, Sea Water, Tap Water. **Good:** Cutting Oils, Gear Oil, Gas Turbine Oil, Methanol, Acetone, Petrol, Diesel, Aeroshell 41, Skydrol, Versilube V50.

APPLICATORS For 0- and Z-Type Markers



Size	O-Type sizes	Z-Type sizes	Packed	Order code
1	20	7	1	1251
2	25	9	1	1252
3	30	11	1	1253
4	40	13	1	1254
5	–	15	1	1255
6	55	18	1	1256

CABLE MARKERS



PERMARK® MARKERS

Available sizes and formats

Ordering description	Product description	Size (L x H)		Printable area (L x H)	
		mm	inches	mm	inches
PM09512-<# text lines>--<# characters>	Pre-marked 316 S/S marker	95 x 12	3.74 x 0.47	55 x 10	2.16 x 0.40

Options

Fonts	Various available
Lines per marker	One, two or three (Determined by selected font height. Minimum 1 mm / 0.04" spacing between lines.)
Saddle fixings	13 mm L x 2.4 mm H (0.51" L x 0.09" H)
Hole fixings	7 mm (0.28")
Standard colours	Metallic

Font heights	Characters per line	
	Standard	Condensed
2.5 mm (0.10")	30	N/A
3.0 mm (0.12")	25	N/A
4.0 mm (0.16")	20	30
5.0 mm (0.20")	15	25
6.0 mm (0.24")	15	25
8.0 mm (0.31")	10	20
10.0 mm (0.40")	10	15

Available sizes and formats

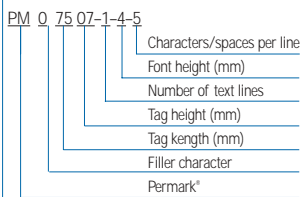
Ordering description	Product description	Size (L x H)		Printable area (L x H)	
		mm	inches	mm	inches
PM07507-1--<# characters>	Pre-marked 316 S/S marker	75 x 7	2.95 x 0.28	50 x 5	1.6 x 0.20

Options

Fonts	Various available
Lines per marker	One only
Saddle fixings	9.5 mm L x 2.4 mm H (0.37" L x 0.09" H)
Hole fixings	None
Standard colours	Metallic

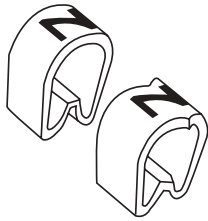
Font heights	Characters per line	
	Standard	Condensed
4.0 mm	(0.16")	15 25
5.0 mm	(0.20")	10 20

Part numbering system:



CABLE MARKERS

1



Z-TYPE® MARKERS Straight and Chevron Cut

Cable diameter																				
mm	0.5	1.0	2.0	3.0	4.0	5.0	6.0	7.0	8.0	9.0	10.0	11.0	12.0	13.0	14.0	15.0				
Cable size* mm²				1.0	1.5	2.5	4.0	6.0		10.0	16.0		25		35		50		70	
5			■																	
7				■	■															
9					■	■	■													
11						■	■	■												
13							■	■	■											
15								■	■	■										
18									■	■	■									
23										■	■	■	■							
35											■	■	■	■	■					

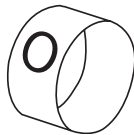
*Application to cables BICC Ref. No. 6491X



K-TYPE® MARKERS

Cable diameter																				
mm	0.5	1.0	2.0	3.0	4.0	5.0	6.0	7.0	8.0	9.0	10.0	11.0	12.0	13.0	14.0	15.0				
Cable size* mm²				1.0	1.5	2.5	4.0	6.0		10.0	16.0		25		35		50		70	
65										■	■	■	■	■	■	■	■	■	■	■

*Application to cables BICC Ref. No. 6491X



O-TYPE™ MARKERS BS3858: 1992 TYPE3

Cable diameter																				
mm	0.5	1.0	2.0	3.0	4.0	5.0	6.0	7.0	8.0	9.0	10.0	11.0	12.0	13.0	14.0	15.0				
Cable size* mm²				1.0	1.5	2.5	4.0	6.0		10.0	16.0		25		35		50		70	
0.75		■																		
10			■																	
12				■																
15					■															
20						■														
25							■													
30								■												
40									■											
55										■	■	■	■	■	■	■	■	■	■	■

*Application to cables BICC Ref. No. 6491X

CABLE MARKERS



E-TYPE™ MARKERS

	Cable diameter																				
	mm	0.5	1.0	2.0	3.0	4.0	5.0	6.0	7.0	8.0	9.0	10.0	11.0	12.0	13.0	14.0	15.0	16.0	17.0	18.0	19.0
	Cable size* mm ²																				
		1.0	1.5	2.5	4.0	6.0	10.0	16.0	25	35	50	70	95								
1		■																			
2			■																		
3				■																	
6					■																
9						■															
12							■														
15								■													
17									■												
21										■											
24											■										

*Application to cables BICC Ref. No. 6491X



G-TYPE™ MARKERS

	Cable diameter																			
	mm	0.5	1.0	2.0	3.0	4.0	5.0	6.0	7.0	8.0	9.0	10.0	11.0	12.0	13.0	14.0	15.0			
	Cable size* mm ²																			
			1.0	1.5	2.5	4.0	6.0	10.0	16.0	25	35	50	70							
G3/10			■																	
G3/20				■																
G4/10					■															
G6/10						■														
G6/20								■												

*Application to cables BICC Ref. No. 6491X

LABELLING SYSTEMS

2



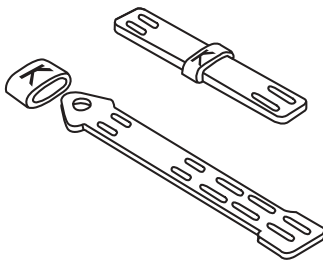
STAINLESS STEEL BETAMARKERS®

- 316 Stainless steel
- Slotted channel
- Tile face level with channel edge
- Embossed characters
- Single pressing, one-piece tie

The stainless steel Betamarker® is designed for use with the light duty stainless steel BetaTie. It has an embossed highly visible mark on a tile face that is level with the carrier channel sides. This allows for easy cleaning of paint covered marks.

Different carrier lengths accommodate most tagging requirements. Alternative fixing to cabinets or as a tag is made through holes in the carrier back.

MARKS AVAILABLE:
A-Z, 0-9, +, -, / and blank.



CARRIER STRIPS FOR K-TYPE® MARKERS

- Accepts K65 marker for large cables or conduits
- Slotted ends for fixing by cable tie, Betastrip or cable strapping

Carrier strips provide a simple method for carrying the K65 marker and are ideal for marking large diameter cables. Slotted ends allow for fastening by cable ties, Betastrip or cable strapping. The Universal type has an additional hole at one end to allow 'flag' fixing by a single cable tie.

SERVICE TEMPERATURE RANGE: -40°C to +70°C.

MATERIAL:
Semi-rigid black PVC.

SLOT DIMENSIONS:
1.8mm x 8.3mm.



TKM SELF-LAMINATING LABELS

MATERIAL DESCRIPTION:
Clear polyvinyl chloride (PVC) label material with white marking area. Permanent acrylic pressure sensitive adhesive. Presented on backing paper in booklet (TKM) form. Material is free from cadmium, silicone and PTFE and is not electrically conductive.

USE: Wraparound labels for identification of wires, cables and pipes. The marked label is applied to wire/cable/pipe; the clear overlamine "tail" is then wrapped around to cover the marked area, so providing protection for the legend.

PRINT METHOD/RIBBON:
Hand written (pencil or ballpoint pen). Typewriting possible. UV-stable marking pencil is available (ordering information: ZUB-03).

SHELF LIFE: 2 years when stored at 40°C (104°F).

SERVICE TEMPERATURE:
-30°C to +120°C
(-22°F to +248°F).

COLORS: White marking area with clear overlamine "tail".

THICKNESS:
0.08mm (0.003 inches).

ADHESION:
Typical 520N/m (FTM 1).

FLAMMABILITY:
Self extinguishing.


PERFORMANCE:
Good resistance to dirt, water, alcohol, fats, fuels, aliphatic solvents, weakacids, salts and alkalis. Good UV resistance when marked with ZUB-03 pencil.

LABELLING SYSTEMS



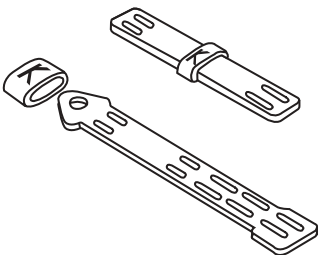
STAINLESS STEEL BETAMARKERS®

Description	Packed	Order code
BetaMarker tiles (20 per strip)	200 tiles	0700
Carrier strips 6 digits	100 strips	0703
10 digits	100 strips	0704
16 digits	50 strips	0705
Uncoated stainless steel BetaTies 5 x 140mm	250 ties	1819



TKM SELF-LAMINATING LABELS

Description - TKM	Packed	Order code
90	90	TKM-50
60	60	TKM-60
30	30	TKM-150
30	30	TKM-230

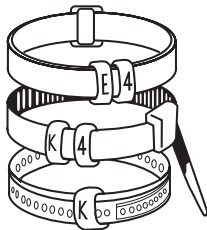


CARRIER STRIPS FOR K-TYPE® MARKERS

K-Type Marker size	Capacity	Packed	Order code
CARRIER STRIP			
65	7 digits	500	1132
65	12 digits	500	1131
65	18 digits	250	1130

UNIVERSAL CARRIER STRIP Flag Type

65	12 digits	100	1133
----	-----------	-----	------



MATERIAL

PPVC

SERVICE TEMPERATURE RANGE

-40°C to +70°C.

CHEMICAL RESISTANCE

Excellent: Sodium Hydroxide, Sea Water, Tap Water, Detergent, Diala

Oil B, Petrol, Diesel, 50% Sodium Chloride Solution, Concentrated Nitric Acid, Ammonium Hydroxide, Methanol, Diethyl Ether, White Spirit, Sullage Fluid, Silicone Hydraulic Fluid, Aeroshell (4), Castrol Gas Turbine Oil 98, Kilfrost Fluid, Aircraft Fuel.

Poor: Concentrated Hydrochloric Acid, Acetone, 1, 1, 1 Trichloroethane, Skydrol 500 B4.

OTHER CARRIERS FOR K-TYPE® MARKERS

8mm BetaStrip, 8mm strapping and 4mm cable tie. See appropriate pages for details.

Americas

Argentina – Buenos Aires
Phone: +54-1-733-2000
Fax: +54-1-717-0988

Brazil – Sao Paulo
Phone: +55-11-3611-1311
Fax: +55-11-3611-0397

Canada – Toronto
Phone: +905-475-6222
Fax: +905-474-5520

Chile – Santiago
Phone: +56-2-739-1230
Fax: +56-2-739-1227

Columbia – Bogota
Phone: +57-1-231-9398
Fax: +57-1-240-3769

Mexico – Mexico City
Phone: +52-5-729-0400
Fax: +52-5-361-8545

United States – Harrisburg, PA
Phone: +1-717-564-0100
Fax: +1-717-986-7575

Customer Service:
Phone: +1-800-522-6752

Venezuela – Caracas
Phone: +58-2-986-7774
Fax: +58-2-986-9739

For Latin/South American Countries not shown
Phone: +54-11-4733-2015
Fax: +54-11-4733-2083

Asia/Pacific

Australia – Sydney
Phone: +61-2-9554-2600
Fax: +61-2-9502-2556

India – Bangalore
Phone: +91-80-841-0200
Fax: +91-80-841-0210

Indonesia – Jakarta
Phone: +62-21-526-7852
Fax: +62-21-526-7856

Japan – Kawasaki, Kanagawa
Phone: +81-44-844-8111
Fax: +81-44-812-3207

Korea – Seoul
Phone: +82-2-3415-4500
Fax: +82-2-3486-3810

Malaysia – Selangor
Phone: +60-3-7805-3055
Fax: +60-3-7805-3066

New Zealand – Auckland
Phone: +64-9-634-4580
Fax: +64-9-634-4586

Philippines – Makati City
Phone: +632-867-8641
Fax: +632-867-8661

People's Republic of China – Hong Kong
Phone: +852-2735-1628
Fax: +852-2735-0243

Shanghai
Phone: +86-21-5383-8188
Fax: +86-21-5383-8018

Shunde
Phone: +86-765-775-1368
Fax: +86-765-775-2823

Singapore – Singapore
Phone: +65-480-4525
Fax: +65-482-1012

Taiwan – Taipei
Phone: +886-2-2664-9977
Fax: +886-2-2664-9900

Thailand – Bangkok
Phone: +66-2-955-0500
Fax: +66-2-955-0505

Vietnam – Ho Chi Minh City
Phone: +84-8-930-4547
Fax: +84-8-930-3443

Europe/Middle East/Africa

Austria – Vienna
Phone: +43-1-90-560-0
Fax: +43-1-90-560-1333

Belgium – Kessel-Lo
Phone: +32-16-352-300
Fax: +32-16-352-352

Bulgaria – Sofia
Phone: +359-2-971-2152
Fax: +359-2-971-2153

Czech Republic – Kurim
Phone: +420-5-41-162-111
Fax: +420-5-41-162-223

Denmark – Viby J
Phone: +45-70-15-52-00
Fax: +45-86-29-51-33

Egypt – Cairo
Phone: +20-2-417-76-47
Fax: +20-2-419-23-34

Estonia – Tallinn
Phone: +372-65-05-474
Fax: +372-65-05-470

Finland – Helsinki
Phone: +358-95-12-34-20
Fax: +358-95-12-34-250

France – Cergy-Pontoise Cedex
Phone: +33-1-3420-8888
Fax: +33-1-3420-8600

Product Information Centre:
Phone: +33-1-3420-8943
Fax: +33-1-3420-8623

Tyco Electronics Export – Cergy-Pontoise Cedex
Phone: +33-1-3420-2401
Fax: +33-1-3420-2424

Germany – Bensheim
Phone: +49-6251-133-0
Fax: +49-6251-133-1600

Product Information Centre:
Phone: +49-6251-133-1999
Fax: +49-6251-133-1988

Great Britain – Stanmore, Middlesex
Phone: +44-208-954-2356
Fax: +44-208-954-6234

Product Information Centre:
Freephone GB: 0800-267-666
Phone: +44-208-420-8343
Fax: +44-208-420-8345

Greece – Athens
Phone: +30-1-9370-396/397
Fax: +30-1-9370-655

Hungary – Budapest
Phone: +36-1-289-1000
Fax: +36-1-289-1010

Ireland – Dublin
Phone: +353-1-820-3000
Fax: +353-1-820-9790

Israel – Yokneam
Phone: +972-4-959-0508
Fax: +972-4-959-0506

Italy – Collegno (Torino)
Phone: +39-011-4012-111
Fax: +39-011-4031-116

Lithuania – Vilnius
Phone: +370-5-2131-402
Fax: +370-5-2131-403

Netherlands – 's-Hertogenbosch
Phone: +31-73-6246-246
Fax: +31-73-6212-365

Product Information Centre:
Phone: +31-73-6246-999
Fax: +31-73-6246-998

Norway – Nesbru
Phone: +47-66-77-88-99
Fax: +47-66-77-88-55

Poland – Warsaw
Phone: +48-22-5490-888
Fax: +48-22-5490-880

Romania – Bucharest
Phone: +40-21-311-3479+3596
Fax: +40-21-312-0574

Russia – Moscow
Phone: +7-095-926-55-06...09
Fax: +7-095-926-55-05

Russia – St. Petersburg
Phone: +7-812-118-8192
Fax: +7-812-118-8193

Slovenia – Ljubljana
Phone: +386-1561-3270
Fax: +386-1561-3240

South Africa – Port Elizabeth
Phone: +27-41-405-4500
Fax: +27-41-486-1314

Spain – Barcelona
Phone: +34-93-291-0330
Fax: +34-93-201-7879

Product Information Centre:
Phone: +34-93-291-0330
Fax: +34-93-200-3779

Sweden – Upplands Väsby
Phone: +46-8-50-72-50-00
Fax: +46-8-50-72-50-01

Switzerland – Steinach
Phone: +41-71-447-0447
Fax: +41-71-447-0444

Turkey – Istanbul
Phone: +90-212-281-8181...3
+90-212-282-5130/5430
Fax: +90-212-281-8184

Ukraine – Kiev
Phone: +38-044-238-6908
Fax: +38-044-568-5740

Tyco Electronics UK Limited

Dunlop Road, Hunt End, Redditch, Worc. B97 5XP
Phone: +44 (0) 1527 540 400 Fax: +44 (0) 1527 540 011