



Receptacles – Wall mounted, with screw terminals

to DIN VDE 0623, EN 60309-2.  Highly resistant to chemicals. Other voltages and frequencies available on request. For drawings and dimensions see page 105 - 117. Products with pilot contact available on request.


2



Wall mounted receptacle
external fixing

IP 44
Std. Pack. Qty: 10
Drawing: 1 MB 205


A	P	110 V 50 a. 60 Hz	230 V 50 a. 60 Hz	400 V 50 a. 60 Hz	500 V 50 a. 60 Hz	>50 - 500 V 100-300 Hz 300-500 Hz	
16	3		27001				
16	4			27002	27003		
16	5			27004			
32	3		27005				
32	4			27006	27007		
32	5			27008			



Wall mounted receptacle
internal fixing, enclosure base can be turned 180°, receptacles are designed for adding an auxiliary contact switch

IP 44
Std. Pack. Qty: 10
Drawing: 1 MB 43


A	P	110 V 50 a. 60 Hz	230 V 50 a. 60 Hz	400 V 50 a. 60 Hz	500 V 50 a. 60 Hz	>50 - 500 V 100-300 Hz 300-500 Hz	
16	4	3030	3034	1418	3032	3035	3028
16	5	3141	3045	1419	3043	3046	3039
32	3	1420	1421	1422		3139	3134
32	4	1423	1424	1425	1426	1427	1428
32	5	1555	1556	1557	3152	3154	3149



Wall mounted receptacle
X-CONTACT, suitable for through wiring, internal fixing, enclosure base can be turned 180°

IP 44
Std. Pack. Qty: 5
Drawing: 1 MB 213


A	P	110 V 50 a. 60 Hz	230 V 50 a. 60 Hz	400 V 50 a. 60 Hz	500 V 50 a. 60 Hz	>50 - 500 V 100-300 Hz 300-500 Hz	
63	3	1136A	1137A				
63	4		1140A	1141A	1142A		
63	5		1144A	1145A			



Wall mounted receptacle
highly resistant to chemicals, with 2 external fixing points, enclosure base can be turned 180°, receptacles are designed for adding an auxiliary contact switch

IP 67
Std. Pack. Qty: 10
Drawing: 1 MB 622


A	P	110 V 50 a. 60 Hz	230 V 50 a. 60 Hz	400 V 50 a. 60 Hz	500 V 50 a. 60 Hz	>50 - 500 V 100-300 Hz 300-500 Hz	
16	3	9300	9301	9302			
16	4	9320	9321	9322	9323	9324	
16	5	9340	9341	9342			
32	3	9350	9351	9352			
32	4	9370	9371	9372	9373	9374	
32	5	9380	9381	9382			



Wall mounted receptacle
X-CONTACT, internal fixing, enclosure base can be turned 180°, with 6 fixing points to accommodate special terminals

IP 67
Std. Pack. Qty: 5
Drawing: 1 MB 112

A	P	110 V 50 a. 60 Hz	230 V 50 a. 60 Hz	400 V 50 a. 60 Hz	500 V 50 a. 60 Hz	>50 - 500 V 100-300 Hz 300-500 Hz	
63	3	856	128A	129A			
63	4	130A	131A	132A	133A		
63	5	134A	135A	136A	2007A		



Wall mounted receptacle
X-CONTACT, highly resistant to chemicals, highly heat resistant contact carrier, nickel plated contacts

IP 67
Std. Pack. Qty: 5
Drawing: 1 MB 112

A	P	110 V 50 a. 60 Hz	230 V 50 a. 60 Hz	400 V 50 a. 60 Hz	500 V 50 a. 60 Hz	>50 - 500 V 100-300 Hz 300-500 Hz	
63	4			3773			
63	5			3774			

Receptacles – Wall mounted, with screw terminals

to DIN VDE 0623, EN 60309-2. Other voltages and frequencies available on request.
For drawings and dimensions see page 105 - 117. Products with pilot contact available on request.




Wall mounted receptacle
X-CONTACT

IP 67
Std. Pack. Qty: 3
Drawing: 1 MB 162

A	P	110 V 50 a. 60 Hz	230 V 50 a. 60 Hz	400 V 50 a. 60 Hz	500 V 50 a. 60 Hz	>50 - 500 V	
						100-300 Hz	300-500 Hz
125	4	137	138	139	140		
125	5	141	142	143	2139		

High resistance to chemicals High quality plastics.

For use in industrial premises or place of work where the use of chemicals or other aggressive substances makes it necessary to use other plastic materials, MENNEKES offers products with increased stability against fuel, oil and grease, diluted acids and alkali, cleaner and the most aqueous salt solutions. These products are marked in the catalogue with . Products made of AMELAN (grey RAL 7000 or electric grey RAL 7035) combine high mechanical, thermal and electrical properties with excellent dimensional stability and resistance to chemicals and are fit for action in chemical plants, in refineries, in the food processing industry, in washdown areas and so on




High resistance to:


- sea water
- detergents
- edible fat
- aqueous soap solution
- natronloog
- motor oils
- milk
- caustic potash
- fruit juices
- diesel oil
- gasoline
- aqueous ammonia solution



Receptacles – Wall mounted, screwless, with TwinCONTACT

to DIN VDE 0623, EN 60309-2.  Highly resistant to chemicals. Other voltages and frequencies available on request. For drawings and dimensions see page 105 - 117. Products with pilot contact available on request.


2



Wall mounted receptacle
screwless, with TwinCONTACT,
external fixing

IP 44
Std. Pack. Qty: 10
Drawing: 1 MB 463


A	P	110 V 50 a. 60 Hz	230 V 50 a. 60 Hz	400 V 50 a. 60 Hz	500 V 50 a. 60 Hz	>50 - 500 V 100-300 Hz 300-500 Hz	
16	3	1340	1341				
16	4		1342	1343	1344		
16	5			31			
32	3	1345	1346				
32	4		1347	1348	1349		
32	5			32			



Wall mounted receptacle
screwless, with TwinCONTACT,
suitable for through wiring, internal
fixing, 4 p and 5 p receptacles the
enclosure can be turned 180°

IP 44
Std. Pack. Qty: 10
Drawing: 1 MB 209


A	P	110 V 50 a. 60 Hz	230 V 50 a. 60 Hz	400 V 50 a. 60 Hz	500 V 50 a. 60 Hz	>50 - 500 V 100-300 Hz 300-500 Hz	
16	3	1719	1720	1721			
16	4		1723	1724	1725	1726	1727
16	5		1730	3331			



Wall mounted receptacle
screwless, with TwinCONTACT,
suitable for through wiring, internal
fixing, enclosure base can be turned
180°

IP 44
Std. Pack. Qty: 10
Drawing: 1 MB 43


A	P	110 V 50 a. 60 Hz	230 V 50 a. 60 Hz	400 V 50 a. 60 Hz	500 V 50 a. 60 Hz	>50 - 500 V 100-300 Hz 300-500 Hz	
16	4	1750	1751	418	1752	1753	1754
16	5	1755	1756	419	1757		
32	3	1851	420	1852			
32	4	1855	1856	421	1857	1858	1859
32	5	1860	1861	422	1862		1864



Wall mounted receptacle
screwless, with TwinCONTACT,
highly resistant to chemicals,
suitable for through wiring, with
2 external fixing points, receptacles
are designed for adding an auxiliary
contact switch, enclosure base can
be turned 180°

IP 67
Std. Pack. Qty: 10
Drawing: 1 MB 622


A	P	110 V 50 a. 60 Hz	230 V 50 a. 60 Hz	400 V 50 a. 60 Hz	500 V 50 a. 60 Hz	>50 - 500 V 100-300 Hz 300-500 Hz	
16	3	9104	9105	9106			
16	4	9120	9121	9122	9123	9124	9125
16	5	9140	9141	9142			
32	3	9150	9151	9152			
32	4	9170	9171	9172	9173	9174	9175
32	5	9180	9181	9182			



Double Box
screwless, with TwinCONTACT,
CEE and receptacle SCHUKO® in
one enclosure, also available with
French/Belgian and Swiss standards

IP 44
Std. Pack. Qty: 5
Drawing: 1 MB 354

A	P	110 V 50 a. 60 Hz	230 V 50 a. 60 Hz	400 V 50 a. 60 Hz	500 V 50 a. 60 Hz	>50 - 500 V 100-300 Hz 300-500 Hz	
16	4		1647	1648			
16	5			1649			



Double Box
screwless, with TwinCONTACT,
CEE and receptacle SCHUKO® in
one enclosure, also available with
French/Belgian and Swiss standards

IP 44
Std. Pack. Qty: 5
Drawing: 1 MB 354

A	P	110 V 50 a. 60 Hz	230 V 50 a. 60 Hz	400 V 50 a. 60 Hz	500 V 50 a. 60 Hz	>50 - 500 V 100-300 Hz 300-500 Hz	
16	5			1650			
32	5			1651			

Receptacles – Wall mounted, switched and interlocked or fused

to DIN VDE 0623, EN 60309-2. Other voltages and frequencies available on request. For drawings and dimensions see page 105 - 117.



Wall mounted receptacle
switched, with mechanical
DUO-interlock

IP 44
Std. Pack. Qty: 1
Drawing: 1 MB 174

A	P	110 V	230 V	400 V	500 V	>50 - 500 V	
		50 a. 60 Hz	50 a. 60 Hz	50 a. 60 Hz	50 a. 60 Hz	100-300 Hz	300-500 Hz
16	3	7010A	7002A				
16	4	5457A	5099A	5100A	5101A		
16	5	5459A	5102A	5103A			
32	3	5743A	5696A				
32	4	5460A	5104A	5105A	5106A		
32	5	5462A	5107A	5108A			



Wall mounted receptacle
X-CONTACT, switched, with
mechanical DUO-interlock

IP 44
Std. Pack. Qty: 1
Drawing: 1 MB 234

A	P	110 V	230 V	400 V	500 V	>50 - 500 V	
		50 a. 60 Hz	50 a. 60 Hz	50 a. 60 Hz	50 a. 60 Hz	100-300 Hz	300-500 Hz
63	3		6571				
63	4		5955A	5956A	5957A		
63	5			5959A			



Wall mounted receptacle
switched, with mechanical
DUO-interlock

IP 44
Std. Pack. Qty: 1
Drawing: 1 MB 550

A	P	110 V	230 V	400 V	500 V	>50 - 500 V	
		50 a. 60 Hz	50 a. 60 Hz	50 a. 60 Hz	50 a. 60 Hz	100-300 Hz	300-500 Hz
16	3	7602	7603				
16	4		7604	7605	7606		
16	5			7607			
32	3	7611	7612				
32	4		7613	7614	7615		
32	5			7616			



Wall mounted receptacle
63 A: X-CONTACT, with DIN rail,
optional fitting of Neozed, Diazed,
circuit-breakers and RCD's

IP 44
Std. Pack. Qty: 1
Drawing: 1 MB 168

A	P	110 V	230 V	400 V	500 V	>50 - 500 V	
		50 a. 60 Hz	50 a. 60 Hz	50 a. 60 Hz	50 a. 60 Hz	100-300 Hz	300-500 Hz
16	3	7006	7007				
16	4			5496			
16	5			5495			
32	4			9598			
32	5			5497			
63	4			7153			
63	5			7102			



Wall mounted receptacle
with circuit breaker, K-characteristics

IP 44
Std. Pack. Qty: 1
Drawing: 1 MB 168

A	P	110 V	230 V	400 V	500 V	>50 - 500 V	
		50 a. 60 Hz	50 a. 60 Hz	50 a. 60 Hz	50 a. 60 Hz	100-300 Hz	300-500 Hz
16	3		7119				
16	4			5010			
16	5			5012			
32	4			5014			
32	5			5016			




Wall mounted receptacle
fused with RCD (0.03 A), other
leakage current ratings on request


IP 44
Std. Pack. Qty: 1
Drawing: 1 MB 168

A	P	110 V	230 V	400 V	500 V	>50 - 500 V	
		50 a. 60 Hz	50 a. 60 Hz	50 a. 60 Hz	50 a. 60 Hz	100-300 Hz	300-500 Hz
16	3		7125				
16	4			7126			
16	5			7312			
32	4			7127			
32	5			7313			

Receptacles – Wall mounted, switched and interlocked or fused

to DIN VDE 0623, EN 60309-2.  Highly resistant to chemicals. Other voltages and frequencies available on request. For drawings and dimensions see page 105 - 117. Products with pilot contact available on request.


2



Wall mounted receptacle
switched, with mechanical DUO-interlock

IP 67
Std. Pack. Qty: 1
Drawing: 1 MB 207


A	P	110 V 50 a. 60 Hz	230 V 50 a. 60 Hz	400 V 50 a. 60 Hz	500 V 50 a. 60 Hz	>50 - 500 V	
						100-300 Hz	300-500 Hz
16	3	7011A	7012A				
16	4		5599A	5600A	5601A		
16	5		5602A	5603A			
32	3	5924A	5793A				
32	4		5604A	5605A	5606A		
32	5		5607A	5608A			



Wall mounted receptacle
highly resistant to chemicals, highly heat resistant contact carrier, nickel plated contacts, with mechanical DUO-interlock

IP 67
Std. Pack. Qty: 10
Drawing: 1 MB 207


A	P	110 V 50 a. 60 Hz	230 V 50 a. 60 Hz	400 V 50 a. 60 Hz	500 V 50 a. 60 Hz	>50 - 500 V	
						100-300 Hz	300-500 Hz
16	3		7283				
16	4			7284			
16	5			7285			
32	3		7286				
32	4			7287			
32	5			7288			



Wall mounted receptacle
X-CONTACT, switched, with mechanical DUO-interlock

IP 67
Std. Pack. Qty: 1
Drawing: 1 MB 180


A	P	110 V 50 a. 60 Hz	230 V 50 a. 60 Hz	400 V 50 a. 60 Hz	500 V 50 a. 60 Hz	>50 - 500 V	
						100-300 Hz	300-500 Hz
63	3	5925A	5911A				
63	4		5109A	5110A	5111A		
63	5		5112A	5113A	5759A		



Wall mounted receptacle
X-CONTACT, highly resistant to chemicals, highly heat resistant contact carrier, nickel plated contacts, with mechanical DUO-interlock

IP 67
Std. Pack. Qty: 1
Drawing: 1 MB 180


A	P	110 V 50 a. 60 Hz	230 V 50 a. 60 Hz	400 V 50 a. 60 Hz	500 V 50 a. 60 Hz	>50 - 500 V	
						100-300 Hz	300-500 Hz
63	4			7289			
63	5			7290			



Wall mounted receptacle
X-CONTACT, switched, with mechanical DUO-interlock

IP 67
Std. Pack. Qty: 1
Drawing: 1 MB 177

A	P	110 V 50 a. 60 Hz	230 V 50 a. 60 Hz	400 V 50 a. 60 Hz	500 V 50 a. 60 Hz	>50 - 500 V	
						100-300 Hz	300-500 Hz
125	3		7000				
125	4		5887A	5691A	5690A		
125	5		5888A	5692A			




Wall mounted receptacle
switched, with mechanical DUO-interlock

IP 67
Std. Pack. Qty: 1
Drawing: 1 MB 551

A	P	110 V 50 a. 60 Hz	230 V 50 a. 60 Hz	400 V 50 a. 60 Hz	500 V 50 a. 60 Hz	>50 - 500 V	
						100-300 Hz	300-500 Hz
16	3	7620	7621				
16	4		7623	7624	7625		
16	5			7626			
32	3	7628	7629				
32	4		7633	7634	7635		
32	5			7636			

Receptacles – Wall mounted, switched and interlocked or fused

to DIN VDE 0623, EN 60309-2.  Highly resistant to chemicals. Other voltages and frequencies available on request.
For drawings and dimensions see page 105 - 117.



Wall mounted receptacle
with DIN rail, optional fitting of
Neozed, Diazed, circuit-breakers
and RCD's

IP 67
Std. Pack. Qty: 1
Drawing: 1 MB 378

A	P	110 V 50 a. 60 Hz	230 V 50 a. 60 Hz	400 V 50 a. 60 Hz	500 V 50 a. 60 Hz	>50 - 500 V 100-300 Hz 300-500 Hz
16	3		7128			
16	4			7129		
16	5			7130		
32	4			7131		
32	5			7132		



Wall mounted receptacle
fused with circuit breaker,
K-characteristics

IP 67
Std. Pack. Qty: 1
Drawing: 1 MB 378

A	P	110 V 50 a. 60 Hz	230 V 50 a. 60 Hz	400 V 50 a. 60 Hz	500 V 50 a. 60 Hz	>50 - 500 V 100-300 Hz 300-500 Hz
16	3		7143			
16	4			7144		
16	5			7145		
32	4			7146		
32	5			7147		



Wall mounted receptacle
63 A: X-CONTACT, switched, with
mechanical DUO-interlock, DIN rail

IP 44
Std. Pack. Qty: 2/1
Drawing: 1 MB 208

A	P	110 V 50 a. 60 Hz	230 V 50 a. 60 Hz	400 V 50 a. 60 Hz	500 V 50 a. 60 Hz	>50 - 500 V 100-300 Hz 300-500 Hz
16	3		7213			
16	4			5610A		
16	5			5613A		
32	4			5615A		
32	5			5618A		
63	4			6059A		
63	5			6062A		



Wall mounted receptacle
63 A: X-CONTACT, switched, with
mechanical DUO-interlock, circuit
breaker

IP 44
Std. Pack. Qty: 2/1
Drawing: 1 MB 208

A	P	110 V 50 a. 60 Hz	230 V 50 a. 60 Hz	400 V 50 a. 60 Hz	500 V 50 a. 60 Hz	>50 - 500 V 100-300 Hz 300-500 Hz
16	3		7216			
16	4			7217		
16	5			7218		
32	4			7219		
32	5			7220		
63	4			7221		
63	5			7222		



Wall mounted receptacle
63 A: X-CONTACT, highly resistant
to chemicals, highly heat resistant
contact carrier, nickel plated
contacts, switched, with mechanical
DUO-interlock, DIN-rail



IP 67
Std. Pack. Qty: 1
Drawing: 1 MB 181/620

A	P	110 V 50 a. 60 Hz	230 V 50 a. 60 Hz	400 V 50 a. 60 Hz	500 V 50 a. 60 Hz	>50 - 500 V 100-300 Hz 300-500 Hz
16	4			7291		
16	5			7292		
32	4			7293		
32	5			7294		
63	4			7295		
63	5			7296		



Wall mounted receptacle
63 A: X-CONTACT, switched, with
mechanical DUO-interlock, DIN rail


IP 67
Std. Pack. Qty: 2/1
Drawing: 1 MB 181/620

A	P	110 V 50 a. 60 Hz	230 V 50 a. 60 Hz	400 V 50 a. 60 Hz	500 V 50 a. 60 Hz	>50 - 500 V 100-300 Hz 300-500 Hz
16	3		7050			
16	4			5630A		
16	5			5633A		
32	4			5635A		
32	5			5638A		
63	4			5640A	5641A	
63	5			5643A		

Receptacles – Wall mounted, switched and interlocked or fused

to DIN VDE 0623, EN 60309-2. Other voltages and frequencies available on request. For drawings and dimensions see page 105 - 117.


2



Wall mounted receptacle
63 A: X-CONTACT, switched, with mechanical DUO-interlock, circuit breaker

IP 67
Std. Pack. Qty: 2/1
Drawing: 1 MB 181/620


A	P	110 V	230 V	400 V	500 V	>50 - 500 V	
		50 a. 60 Hz	50 a. 60 Hz	50 a. 60 Hz	50 a. 60 Hz	100-300 Hz	300-500 Hz
16	3		7238				
16	4			7239			
16	5			7240			
32	4			7241			
32	5			7242			
63	4			7243			
63	5			7244			



Wall mounted receptacle
63 A: X-CONTACT, switched, with mechanical DUO-interlock, fused with 1 RCD 0.03 A

IP 67
Std. Pack. Qty: 2/1
Drawing: 1 MB 181/620

A	P	110 V	230 V	400 V	500 V	>50 - 500 V	
		50 a. 60 Hz	50 a. 60 Hz	50 a. 60 Hz	50 a. 60 Hz	100-300 Hz	300-500 Hz
16	3		7245				
16	4			7246			
16	5			7247			
32	4			7248			
32	5			7249			
63	4			7250			
63	5			7251			



Wall mounted receptacle
X-CONTACT, switched, with mechanical DUO-interlock, 3 pole fuse socket NH 00, upon request with provision for an additional padlock

IP 67
Std. Pack. Qty: 1
Drawing: 1 MB 177

A	P	110 V	230 V	400 V	500 V	>50 - 500 V	
		50 a. 60 Hz	50 a. 60 Hz	50 a. 60 Hz	50 a. 60 Hz	100-300 Hz	300-500 Hz
125	4			5679A	5693A		
125	5			5695A			

NEW



Get more information on the new generation of contact sleeves:


on pages 10/11 or at www.x-contact.info



Receptacles – Cepex

to DIN VDE 0623, EN 60309-2. Other voltages and frequencies available on request. For drawings and dimensions see page 105 - 117.


2



Wall mounted receptacle Cepex
grey

IP 44
Std. Pack. Qty: 5
Drawing: 1 MB 312


A	P	110 V 50 a. 60 Hz	230 V 50 a. 60 Hz	400 V 50 a. 60 Hz	500 V 50 a. 60 Hz	>50 - 500 V 100-300 Hz 300-500 Hz
16	3	4101	4102			
16	4		4254	4103	4104	
16	5			4105		
32	3	4106	4107			
32	4			4108		
32	5			4110		



Wall mounted receptacle Cepex
grey, with labelling field

IP 44
Std. Pack. Qty: 5
Drawing: 1 MB 317


A	P	110 V 50 a. 60 Hz	230 V 50 a. 60 Hz	400 V 50 a. 60 Hz	500 V 50 a. 60 Hz	>50 - 500 V 100-300 Hz 300-500 Hz
16	3		4132			
16	4			4133		
16	5			4135		
32	3		4137			
32	4			4138		
32	5			4140		



Panel mounted receptacle Cepex
pearl white

IP 44
Std. Pack. Qty: 5
Drawing: 1 MB 315


A	P	110 V 50 a. 60 Hz	230 V 50 a. 60 Hz	400 V 50 a. 60 Hz	500 V 50 a. 60 Hz	>50 - 500 V 100-300 Hz 300-500 Hz
16	3	4111	4112			
16	4		4233	4113	4114	
16	5			4115		
32	3	4116	4117			
32	4			4118	4119	
32	5			4120		



Flush mounted receptacle Cepex
pearl white, with flush mounted installation box

IP 44
Std. Pack. Qty: 5
Drawing: 1 MB 336


A	P	110 V 50 a. 60 Hz	230 V 50 a. 60 Hz	400 V 50 a. 60 Hz	500 V 50 a. 60 Hz	>50 - 500 V 100-300 Hz 300-500 Hz
16	3	4121	4122			
16	4		4205	4123	4124	
16	5			4125		
32	3	4126	4127			
32	4			4128		
32	5			4130		



Wall mounted Cepex double receptacle
grey

IP 44
Std. Pack. Qty: 5/4
Drawing: 1 MB 350

A	P	110 V 50 a. 60 Hz	230 V 50 a. 60 Hz	400 V 50 a. 60 Hz	500 V 50 a. 60 Hz	>50 - 500 V 100-300 Hz 300-500 Hz
16	3	4218	4219			
16	4		4258	4220		
16	5			4204		
32	3		4224			
32	4		4259			
32	5			4226		



N.B.: All above mentioned types are available in three designs and with SCHUKO® insert:


- with smooth cover
- with labelling field
- with labelling field and lockable cover

Also available with data port inserts. For products see page 84.
Distance frame on request.
Cepex range panel receptacles rated 16 A and 32 A have the same dimensions.
It is, therefore, possible to interchange single or 3 phase receptacles on a 2-gang enclosure to suit your own requirements.

Receptacles – Panel mounted, with screw terminals

to DIN VDE 0623, EN 60309-2. Other voltages and frequencies available on request. For drawings and dimensions see page 105 - 117. Products with pilot contact available on request.


2



Panel mounted receptacle
flange 75 x 75 mm, straight

IP 44
Std. Pack. Qty: 10
Drawing: 1 MB 464


A	P	110 V 50 a. 60 Hz	230 V 50 a. 60 Hz	400 V 50 a. 60 Hz	500 V 50 a. 60 Hz	>50 - 500 V 100-300 Hz 300-500 Hz
16	3	1365	1366	1367		3054 3055
16	4	1388	1389	1390	1391	1392 1393
16	5	1384	1386	1385	3057	3059 3060
32	3	1394	1395	1396		
32	4	1397	1398	1399	1400	1401 1402
32	5	3449	3454	3451	3452	3455 3447



Panel mounted receptacle
X-CONTACT, flange 107 x 110 mm, straight

IP 44
Std. Pack. Qty: 5
Drawing: 1 MB 211


A	P	110 V 50 a. 60 Hz	230 V 50 a. 60 Hz	400 V 50 a. 60 Hz	500 V 50 a. 60 Hz	>50 - 500 V 100-300 Hz 300-500 Hz
63	3	1260A	1261A			
63	4		1247A	1248A	1249A	
63	5			1252A		



Panel mounted receptacle
flange 16 A, 3 p: 73.5 x 64 mm, 16 A, 4 + 5 p, 32 A: 100 x 92 mm, inclination 20°, 32 A: receptacles optional fitted with auxiliary contact

IP 44
Std. Pack. Qty: 10
Drawing: 1 MB 260


A	P	110 V 50 a. 60 Hz	230 V 50 a. 60 Hz	400 V 50 a. 60 Hz	500 V 50 a. 60 Hz	>50 - 500 V 100-300 Hz 300-500 Hz
16	3	1462	1463	1464		3186 3187
16	4	1465	1466	1467	1468	1469 1470
16	5	1471	1472	1473	3188	3189 3190
32	3	1491	1492	1493		3201 3202
32	4	1494	1495	1496	1497	1486 1487
32	5	1498	1499	1500	3191	3192 3193



Panel mounted receptacle
X-CONTACT, flange 110 x 106 mm, inclination 20°

IP 44
Std. Pack. Qty: 5
Drawing: 1 MB 297


A	P	110 V 50 a. 60 Hz	230 V 50 a. 60 Hz	400 V 50 a. 60 Hz	500 V 50 a. 60 Hz	>50 - 500 V 100-300 Hz 300-500 Hz
63	3	1146A	1147A	1148A		
63	4	1149A	1150A	1151A	1152A	
63	5	1153A	1154A	1155A		



Panel mounted receptacle
63 A: X-CONTACT, standard flange dimensions, uniform fixing hole spacing, 15° inclination for 16 A and 32 A, 20° inclination for 63 A

IP 44
Std. Pack. Qty: 5
Drawing: 1 MB 453

A	P	110 V 50 a. 60 Hz	230 V 50 a. 60 Hz	400 V 50 a. 60 Hz	500 V 50 a. 60 Hz	>50 - 500 V 100-300 Hz 300-500 Hz
16	5			20146A		
32	5			20147A		
63	5			21160A		



Panel mounted receptacle
miniflange: 68 x 62 mm, inclination 20°


IP 44
Std. Pack. Qty: 10
Drawing: 1 MB 472

A	P	110 V 50 a. 60 Hz	230 V 50 a. 60 Hz	400 V 50 a. 60 Hz	500 V 50 a. 60 Hz	>50 - 500 V 100-300 Hz 300-500 Hz
16	3	858	857			

Receptacles – Panel mounted, with screw terminals

to DIN VDE 0623, EN 60309-2. Other voltages and frequencies available on request. For drawings and dimensions see page 105 - 117.
Products with pilot contact available on request.


2



Panel mounted receptacle
flange 16 A: 75 x 75 mm,
32 A: 85 x 75 mm, straight

IP 67
Std. Pack. Qty: 10
Drawing: 1 MB 141


A	P	110 V 50 a. 60 Hz	230 V 50 a. 60 Hz	400 V 50 a. 60 Hz	500 V 50 a. 60 Hz	>50 - 500 V	
		100-300 Hz	300-500 Hz				
16	3	217A	218A	219A			
16	4	220A	221A	222A	223A	224A	225A
16	5	226A	227A	228A			
32	3	229A	230A	231A			
32	4	232A	233A	234A	235A	236A	237A
32	5	238A	239A	240A			



Panel mounted receptacle
X-CONTACT,
flange 63 A: 107 x 100 mm,
125 A: 130 x 130 mm, straight

IP 67
Std. Pack. Qty: 5
Drawing: 1 MB 212/258


A	P	110 V 50 a. 60 Hz	230 V 50 a. 60 Hz	400 V 50 a. 60 Hz	500 V 50 a. 60 Hz	>50 - 500 V	
		100-300 Hz	300-500 Hz				
63	3	1263A	1264A	1265A			
63	4	1122A	1123A	1124A	1125A		
63	5	1126A	1127A	1128A			
125	3		3380				
125	4	1455	1456	1457	1458		
125	5	1459	1460	1461	3283		



Panel mounted receptacle
flange 16 A, 3 p: 73.5 x 64 mm,
16 A, 4 + 5 p, 32 A: 100 x 92 mm,
inclination 20°,
32 A receptacles optional fitted with
auxiliary contact

IP 67
Std. Pack. Qty: 10
Drawing: 1 MB 251


A	P	110 V 50 a. 60 Hz	230 V 50 a. 60 Hz	400 V 50 a. 60 Hz	500 V 50 a. 60 Hz	>50 - 500 V	
		100-300 Hz	300-500 Hz				
16	3	1474	1475	1476			
16	4	1477	1478	1479	1480	1481	1482
16	5	1483	1484	1485			
32	3	1501	1502	1503			
32	4	1504	1505	1506	1507	1567	1568
32	5	1489	1490	1551			



Panel mounted receptacle
X-CONTACT,
flange 63 A: 110 x 106 mm,
inclination 20°,
125 A: 114 x 110 mm,
inclination 15°

IP 67
Std. Pack. Qty: 5
Drawing: 1 MB 298/601


A	P	110 V 50 a. 60 Hz	230 V 50 a. 60 Hz	400 V 50 a. 60 Hz	500 V 50 a. 60 Hz	>50 - 500 V	
		100-300 Hz	300-500 Hz				
63	3	2179A	2180A	2181A			
63	4	203A	204A	205A	206A		
63	5	207A	208A	209A	3507		
125	3		3575				
125	4	210A	211A	212A	213A		
125	5	214A	215A	216A			



Panel mounted receptacle
standard flange dimensions
85 x 85 mm, inclination 20°,
optional fitted with auxiliary contact

IP 67
Std. Pack. Qty: 10
Drawing: 1 MB 452

A	P	110 V 50 a. 60 Hz	230 V 50 a. 60 Hz	400 V 50 a. 60 Hz	500 V 50 a. 60 Hz	>50 - 500 V	
		100-300 Hz	300-500 Hz				
16	3	903	905				
16	4			1081	1082		
16	5			1103			
32	3	3197	3200				
32	4			3254	3256		
32	5			3524			



Auxiliary contact
for standard receptacles and panel
mounted receptacles 16 A and 32 A


Std. Pack. Qty: 10

Part no.	
41000	

Receptacles – Panel mounted, screwless, with TwinCONTACT

to DIN VDE 0623, EN 60309-2. Other voltages and frequencies available on request. For drawings and dimensions see page 105 - 117.


2



Panel mounted receptacle
screwless, with TwinCONTACT,
flange 75 x 75 mm, straight

IP 44
Std. Pack. Qty: 10
Drawing: 1 MB 464


A	P	110 V 50 a. 60 Hz	230 V 50 a. 60 Hz	400 V 50 a. 60 Hz	500 V 50 a. 60 Hz	>50 - 500 V 100-300 Hz 300-500 Hz
16	3	1667	1668	1669		1671
16	4	1672	1673	1674	1675	1676 1677
16	5	1678	1679	3385	1680	1682
32	3	1786	1787	1788		
32	4	1789	1790	1791	1792	1793 1794
32	5	1795	1796	1797	1798	1800



Panel mounted receptacle
screwless, with TwinCONTACT,
flange 16 A, 3 p: 73.5 x 64 mm,
16 A, 4 + 5 p, 32 A: 100 x 92 mm,
inclination 20°, 32 A: optional fitted
with auxiliary contact

IP 44
Std. Pack. Qty: 10
Drawing: 1 MB 465


A	P	110 V 50 a. 60 Hz	230 V 50 a. 60 Hz	400 V 50 a. 60 Hz	500 V 50 a. 60 Hz	>50 - 500 V 100-300 Hz 300-500 Hz
16	3	1631	1632	1633		1635
16	4	1636	1637	1638	1639	1640 1641
16	5	1642	1643	3473	1644	1646
32	3	1733	1734	1735		1737
32	4	1738	1739	1740	1741	1742 1743
32	5	1744	1745	1746	1747	1749



Panel mounted receptacle
screwless, with TwinCONTACT,
standard flange dimensions
85 x 85 mm, 20° inclination,
optional fitted with auxiliary contact

IP 44
Std. Pack. Qty: 10
Drawing: 1 MB 519


A	P	110 V 50 a. 60 Hz	230 V 50 a. 60 Hz	400 V 50 a. 60 Hz	500 V 50 a. 60 Hz	>50 - 500 V 100-300 Hz 300-500 Hz
16	3	3004	3008			
16	4			3048	3049	
16	5			3070		
32	3	3124	3126			
32	4			3155	3157	
32	5			3171		



Panel mounted receptacle
screwless, with TwinCONTACT,
miniflange: 55 x 55 mm, straight

IP 44
Std. Pack. Qty: 10
Drawing: 1 MB 426


A	P	110 V 50 a. 60 Hz	230 V 50 a. 60 Hz	400 V 50 a. 60 Hz	500 V 50 a. 60 Hz	>50 - 500 V 100-300 Hz 300-500 Hz
16	3	1618	1619			



Panel mounted receptacle RAPIDO
screwless, with TwinCONTACT,
with central locking system,
round flange for central fixing,
diam. 61 mm

IP 44
Std. Pack. Qty: 10
Drawing: 1 MB 468

A	P	110 V 50 a. 60 Hz	230 V 50 a. 60 Hz	400 V 50 a. 60 Hz	500 V 50 a. 60 Hz	>50 - 500 V 100-300 Hz 300-500 Hz
16	3	1132	997			



Panel mounted receptacle RAPIDO
screwless, with TwinCONTACT,
with central locking system,
round flange for central fixing,
diam. 70 mm


IP 44
Std. Pack. Qty: 10
Drawing: 1 MB 468

A	P	110 V 50 a. 60 Hz	230 V 50 a. 60 Hz	400 V 50 a. 60 Hz	500 V 50 a. 60 Hz	>50 - 500 V 100-300 Hz 300-500 Hz
16	4		1133	998	1134	
16	5			907		
32	3	1135	987			
32	4		1166	988	1167	
32	5			989		

Receptacles – Panel mounted receptacles, screwless, with TwinCONTACT

to DIN VDE 0623, EN 60309-2. Other voltages and frequencies available on request. For drawings and dimensions see page 105 - 117.


2



Panel mounted receptacle
screwless, with TwinCONTACT,
flange: 16 A: 75 x 75 mm,
32 A: 85 x 75 mm, straight

IP 67
Std. Pack. Qty: 10
Drawing: 1 MB 467


A	P	110 V	230 V	400 V	500 V	>50 - 500 V	
		50 a. 60 Hz	50 a. 60 Hz	50 a. 60 Hz	50 a. 60 Hz	100-300 Hz	300-500 Hz
16	3	1707	1708	1709			
16	4	1710	1711	1712	1713	1714	1715
16	5	1716	1717	1131			
32	3	1809	1810	1811			
32	4	1812	1813	1814	1815	1816	1817
32	5	1818	1819	1820			



Panel mounted receptacle
screwless, with TwinCONTACT,
flange: 16 A, 3 p: 73.5 x 64 mm,
16 A, 4 + 5 p, 32 A: 100 x 92 mm,
inclination 20°. 32 A: optionally fitted
with auxiliary contact

IP 67
Std. Pack. Qty: 10
Drawing: 1 MB 466


A	P	110 V	230 V	400 V	500 V	>50 - 500 V	
		50 a. 60 Hz	50 a. 60 Hz	50 a. 60 Hz	50 a. 60 Hz	100-300 Hz	300-500 Hz
16	3	1700	1701	1702			
16	4		1703	1704	1705	1706	
16	5			3485			
32	3	1801	1802	1803			
32	4		1804	1805	1806	1807	
32	5			1808			



Panel mounted receptacle
screwless, with TwinCONTACT,
standard flange dimensions
85 x 85 mm, inclination 20°,
optionally fitted with auxiliary contact

IP 67
Std. Pack. Qty: 10
Drawing: 1 MB 520

A	P	110 V	230 V	400 V	500 V	>50 - 500 V	
		50 a. 60 Hz	50 a. 60 Hz	50 a. 60 Hz	50 a. 60 Hz	100-300 Hz	300-500 Hz
16	3		1168				
16	4			1169	1171		
16	5			1173			
32	3	3566	3573				
32	4			3581	3587		
32	5			3590			



Auxiliary contact
for standard receptacles and panel
mounted receptacles 16 A and 32 A

Std. Pack. Qty: 10

Part no.
41000

Auxiliary Contact.




Function: Change-over contact = NC/NO
Connected load: 16 A (4 A)* / ~ 250 V
10 A (3 A)* / ~ 400 V

*for inductive or motor load

Receptacles – Panel mounted receptacles, switched and interlocked


to DIN VDE 0623, EN 60309-2. Other voltages and frequencies available on request. For drawings and dimensions see page 105 - 117.



Panel mounted receptacle
switched, with mechanical
DUO-interlock

IP 44
Std. Pack. Qty: 1
Drawing: 5 MB 59

A	P	110 V	230 V	400 V	500 V	>50 - 500 V	
		50 a. 60 Hz	50 a. 60 Hz	50 a. 60 Hz	50 a. 60 Hz	100-300 Hz	300-500 Hz
16	3	7502	7503				
16	4		7504	7505	7506		
16	5			7507			
32	3	7511	7512				
32	4		7513	7514	7515		
32	5			7516			



Panel mounted receptacle
switched, with mechanical
DUO-interlock

IP 67
Conf. Std.: 1
Drawing: 5 MB 57

A	P	110 V	230 V	400 V	500 V	>50 - 500 V	
		50 a. 60 Hz	50 a. 60 Hz	50 a. 60 Hz	50 a. 60 Hz	100-300 Hz	300-500 Hz
16	3	7520	7521				
16	4		7523	7524	7525		
16	5			7526			
32	3	7530	7531				
32	4		7533	7534	7535		
32	5			7536			