

# INSULATED TERMINALS

## INSULATED TERMINALS

Kompress Terminals are produced to comply generally with the requirements of BS6516 part 2: 1990 and are supplied in accordance with our ISO 9002 accredited certification.

They are manufactured from high conductivity copper or brass, electro tinned for corrosion resistance.

All Kompress Terminals feature a bell mouthed barrel for faster and easier conductor entry.

## INSULATED VINYL GRIP (VG)

Kompress Insulated Vinyl Grip (VG) Terminals feature vinyl insulation support.

## INSULATED COPPER GRIP (CG)

Kompress Insulated Copper Grip (CG) Terminals are most suitable for applications where they will be subject to vibration or frequent flexing.

## NON INSULATED TERMINALS

Most Kompress Terminals are available without insulation, if required (see table opposite).

## HOW TO SPECIFY

The Kompress part numbering system has been carefully devised to help the specifier understand and recognise each element of the code. This simple part numbering system makes specifying easy without constant reference to the catalogue.

To create your code, start by specifying type and size. For example, to specify Ring for 2.5mm<sup>2</sup> cable to fit 4.3mm (or M4) stud.

**e.g. R 2.5 - 4.3**

If insulation required, add prefix 'I'

**e.g. IR 2.5 - 4.3**

To specify either Vinyl Grip or Copper Grip  
add suffix VG or CG.

**e.g. IR 2.5 - 4.3 (VG)**

If VG or CG not specified, the most common version will be supplied  
(see Terminal Types chart on opposite page).

# INSULATED TERMINALS



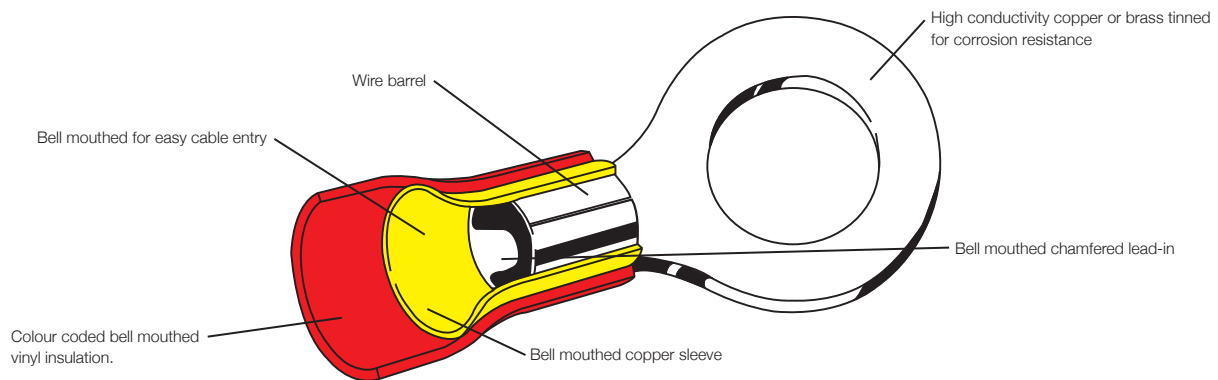
## TERMINAL TYPES

CONNECTION TYPE	NORMALLY SUPPLIED AS VINYL GRIP (VG)									NORMALLY SUPPLIED AS COPPER GRIP (VG)						NORMALLY SUPPLIED AS NYLON GRIP (NG)			
	RINGS	FORKS	FLANGED FORKS	LOCKING FORKS	HOOKS	BLADES	HOOK BLADES	PINS	SPLICES	TOTALLY INSUL. PIGGY BACK	PUSH-ONS FEMALE	PUSH-ONS MALE	TOTALLY INSUL. PUSH-ONS	PIGGY BACKS	SOCKETS	BULLETS	END SPLICES	FULLY INSUL. FEMALE	FULLY INSUL. MALE
VINYL GRIP	●	●	●	●	●	●	●	●	●		●	●		●	●	●			
COPPER GRIP	●	●	●	●	●	●	●	●		●	●	●	●	●	●	●			
NON INSULATED	●	●	●	●	●	●	●	●	●		●	●		●					
NYLON GRIP																	●	●	●

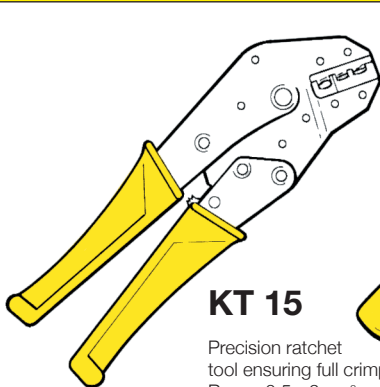
## ISO 9001 ACCREDITATION



## PRODUCT PROFILE

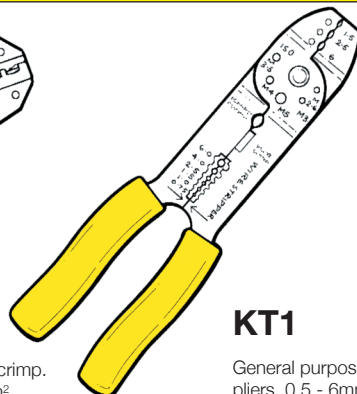


## INSULATED TERMINAL TOOLS



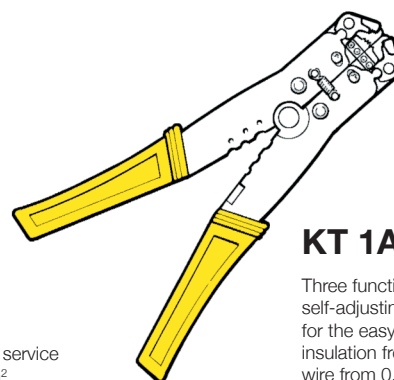
**KT 15**

Precision ratchet tool ensuring full crimp. Range 0.5 - 6mm<sup>2</sup>



**KT1**

General purpose service pliers. 0.5 - 6mm<sup>2</sup>



**KT 1AS**

Three function tool featuring self-adjusting wire stripper for the easy removal of insulation from all types of wire from 0.13 - 6mm<sup>2</sup>

While every effort has been made to ensure that the information contained in this catalogue is accurate, Kompres reserves the right to amend the size and specifications of its products in line with its policy of continuing improvement and development.

# INSULATED TERMINALS

## 0.5 - 1.5mm<sup>2</sup>

RINGS	FORKS	FLANGED FORKS	LOCKING FORKS	HOOKS	BLADES	HOOK BLADES	PINS	SPLICES	PARALLEL SPLICES
IR 1.5-2.2 IR 1.5-3.2 IR 1.5-3.2 N IR 1.5-3.7 IR 1.5-4.3 IR 1.5-5.3 IR 1.5-6.5 IR 1.5-8.5 IR 1.5-10 IR 1.5-12	IF 1.5-3.2 IF 1.5-3.2 N IF 1.5-3.7 IF 1.5-3.7 N IF 1.5-4.3 IF 1.5-4.3 N IF 1.5-5.3 IF 1.5-5.3 N IF 1.5-6.5	IFF 1.5-3.7 IFF 1.5-3.7 N IFF 1.5-4.3 IFF 1.5-4.3 N IFF 1.5-5.3	ILF 1.5-3.7 ILF 1.5-4.3 ILF 1.5-5.3	IH 1.5-3.7 IH 1.5-4.3 IH 1.5-5.3	IBL 1.5-10 IBL 1.5-11 IBL 1.5-14 IBL 1.5-18	IHBL 1.5-3.0 IHBL 1.5-4.6	IP 1.5-9.5 IP 1.5-12	IS 1.5-1.5	IPS 1.5

## 1.5 - 2.5mm<sup>2</sup>

RINGS	FORKS	FLANGED FORKS	LOCKING FORKS	HOOKS	BLADES	HOOK BLADES	PINS	SPLICES	PARALLEL SPLICES
IR 2.5-2.2 IR 2.5-3.2 IR 2.5-3.7 IR 2.5-3.7 N IR 2.5-4.3 IR 2.5-4.3 N IR 2.5-5.3 IR 2.5-6.5 IR 2.5-8.5 IR 2.5-10 IR 2.5-12	IF 2.5-3.2 IF 2.5-3.2 N IF 2.5-3.7 IF 2.5-3.7 N IF 2.5-4.3 IF 2.5-4.3 N IF 2.5-5.3 IF 2.5-6.5 IF 2.5-8.5	IFF 2.5-3.7 IFF 2.5-3.7 N IFF 2.5-4.3 IFF 2.5-4.3 N IFF 2.5-5.3	ILF 2.5-3.7 ILF 2.5-4.3 ILF 2.5-5.3	IH 2.5-3.7 IH 2.5-4.3 IH 2.5-5.3	IBL 2.5-9 IBL 2.5-18	IHBL 2.5-3.0 IHBL 2.5-4.6	IP 2.5-9.5 IP 2.5-12	IS 2.5-2.5	IPS 2.5

## 4 - 6mm<sup>2</sup>

RINGS	FORKS	FLANGED FORKS	LOCKING FORKS	HOOKS	BLADES	HOOK BLADES	PINS	SPLICES
IR 6-3.2 IR 6-3.7 IR 6-4.3 IR 6-4.3 N IR 6-5.3 IR 6-6.5 IR 6-8.5 IR 6-10 IR 6-12	IF 6-3.7 IF 6-4.3 IF 6-5.3 IF 6-6.5 IF 6-8.5 IF 6-10	IFF 6-3.7 IFF 6-4.3 IFF 6-5.3	ILF 6-3.7 ILF 6-4.3 ILF 6-5.3	IH 6-3.7 IH 6-4.3 IH 6-5.3	IBL 6-10 IBL 6-18	IHBL 6-4.6	IP 6-14	IS 6-6

# INSULATED TERMINALS



END SPLICES	PUSH-ONS FEMALE	PUSH-ONS MALE	TOTALLY INSUL. PUSH-ONS	PIGGY BACKS	TOTALLY INSUL. PIGGY BACKS	BULLETS	SOCKETS	FULLY INSUL. FEMALE	FULLY INSUL. MALE
IES 1.5(NG)	IPO 1.5-2.8 IPO 1.5-2.8 X IPO 1.5-4.8 IPO 1.5-4.8 X IPO 1.5-6.3	IPOM 1.5-4.8 IPOM 1.5-6.3	IPO 1.5-2.8 TI IPO 1.5-2.8 XTI IPO 1.5-4.8 TI IPO 1.5-4.8 XTI IPO 1.5-6.3 TI	IPB 1.5-6.3	IPB 1.5-6.3 TI	IB 1.5-4.0	ISO 1.5-4.0	IPO 1.5-6.3 FI (NG)	IPOM 1.5-6.3 FI (NG)

END SPLICES	PUSH-ONS FEMALE	PUSH-ONS MALE	TOTALLY INSUL. PUSH-ONS	PIGGY BACKS	TOTALLY INSUL. PIGGY BACKS	BULLETS	SOCKETS	FULLY INSUL. FEMALE	FULLY INSUL. MALE
IES 2.5(NG)	IPO 2.5-4.8 IPO 2.5-4.8 X IPO 2.5-6.3	IPOM 2.5-4.8 IPOM 2.5-6.3	IPO 2.5-4.8 TI IPO 2.5-4.8 XTI IPO 2.5-6.3 TI	IPB 2.5-6.3	IPB 2.5-6.3 TI	IB 2.5-4.0 IB 2.5-4.6 IB 2.5-5.0	ISO 2.5-4.0 ISO 2.5-5.0	IPO 2.5-6.3 FI (NG)	IPOM 2.5-6.3 FI (NG)

PARALLEL SPLICES	END SPLICES	PUSH-ONS FEMALE	PUSH-ONS MALE	TOTALLY INSUL. PUSH-ONS
IPS 6	IES 6 (NG)	IPO 6-6.3 IPO 6-9.5	IPOM 6-6.3	IPO 6-6.3 TI