




ERH 21



ERH 20



Light Duty Earth Inspection Housings

The Wallis light duty earth inspection housing has a maximum safe working load of 2,000 kilograms. It is UV stabilised against degradation by sunlight and non-brittle to prevent cold weather damage.

The unique, detachable easy-locking lid ensures security of equipment as the locking mechanism can only be operated by the special key provided with the housing. The base has built-in slots for locating earth bars.

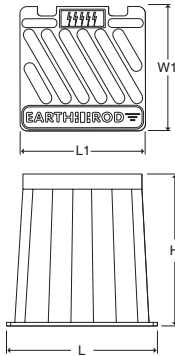

Its lightweight feature allows easy handling, storage and transportation. The termination depth is increased 100% by simply locking two units together, allowing deeper earth electrode connections to be made.

Lid Colour	L x W mm	H mm	L1 x W1 mm	Unit Weight kg	Pack Quantity	Part Number
Black	260	230	200	1.50	1	ERH 20
Grey						ERH 21

Material: Polypropylene.



BS EN 62561-5



Inspection Housing Earth Bars (for Light Duty Earth Inspection Housings)

These earth bars fit into the slots provided in the light duty earth inspection housings and are used when multiple connections to the earth rod are required.

No. Holes	Hole Ø mm	L mm	W mm	H mm	Unit Weight kg	Pack Quantity	Part Number
5	11	250	30	6	0.42	1	EBC 25
7					0.39		EBC 27

Material: Copper to BS EN 13601.



BS EN 62561-1 Class H



Tightening torque 20 Nm

